



Netherhall School: KS4 Destination Information

What do we do to ensure suitable and sustained destinations for our students?

Netherhall School has a comprehensive careers programme from year 7 to year 13 including careers events, free access to online careers platforms, opportunities to meet employers, work experience, higher and further education visits, and impartial 1-1 careers guidance. This allows the students access to high quality careers information in order to inform their decisions at key points of their education such as post-16 options.

As well as the careers programme in school, to support students in avoiding NEETs, we:

- Identify any students at risk of NEETs (not in education, employment or training) using the RONI tool and liaise with the pastoral team and external agencies to provide additional support for these students.
- All students in year 11 receive an impartial 1-1 career guidance interview from Inspira.
- SEND, CLA and at risk of NEETs students receive two impartial career guidance interviews as well as guidance through PEPs, Annual Reviews etc.
- At risk of NEETs students participate in the Launchpad scheme with Inspira to support them in their application processes to the beginning of their courses to increase the likelihood of sustained destinations.
- Intended destinations are collected by the Careers Lead who then liaises with the pastoral team to ensure they are suitable and to identify any student who needs additional support.
- The pastoral team and teaching staff in school liaise closely with the Head of Sixth Form to ensure students select suitable KS5 options.
- The pastoral team meet with local providers such as Lakes College to discuss key students who may need more support or monitoring initially.
- SEND students have extended transition with support on their chosen pathway in the spring and summer term.
- We hold events in school such as a CV writing workshop and mock interviews to help prepare students for the post-16 process and to build their confidence in such situations.
- Assembly visitors to talk to students from post-16 providers.
- Further Education Fair with representatives from colleges, sixth form, apprenticeships, universities, armed forces and other training providers.
- Students are encouraged throughout school to participate in extracurricular activities to develop their skills outside of lessons such as Duke of Edinburgh, the React Programme and NCS.

Pupil destinations

This data is for pupils who completed key stage 4 in 2020, and their destination is tracked after two terms of 'year 12'. *Data available from Ofsted IDRS.*

	Netherhall School	Local Authority	England
Pupils staying in education or employment for at least 2 terms after key stage 4	92%	95%	94%
Total number of pupils included in destination measures	102	5109	562,393
Pupils staying in education for at least 2 terms after key stage 4	83%	83%	89%
Pupils staying in apprenticeships for at least 6 months after key stage 4	6%	8%	2%
Pupils staying in employment for at least 2 terms after key stage 4	3%	4%	2%
Pupils not staying in education or employment for at least 2 terms after key stage 4	7%	4%	5%
Destination unknown	1%	1%	1%

The pupils staying in education i.e. sixth form, sixth form colleges and further education colleges is equal to the Local Authority figure.

The percentage of students remaining in apprenticeships is lower than the national figure, but higher than the rate in Cumbria.

The percentage of students not sustaining their education or employment for two terms was slightly higher for this cohort than national.

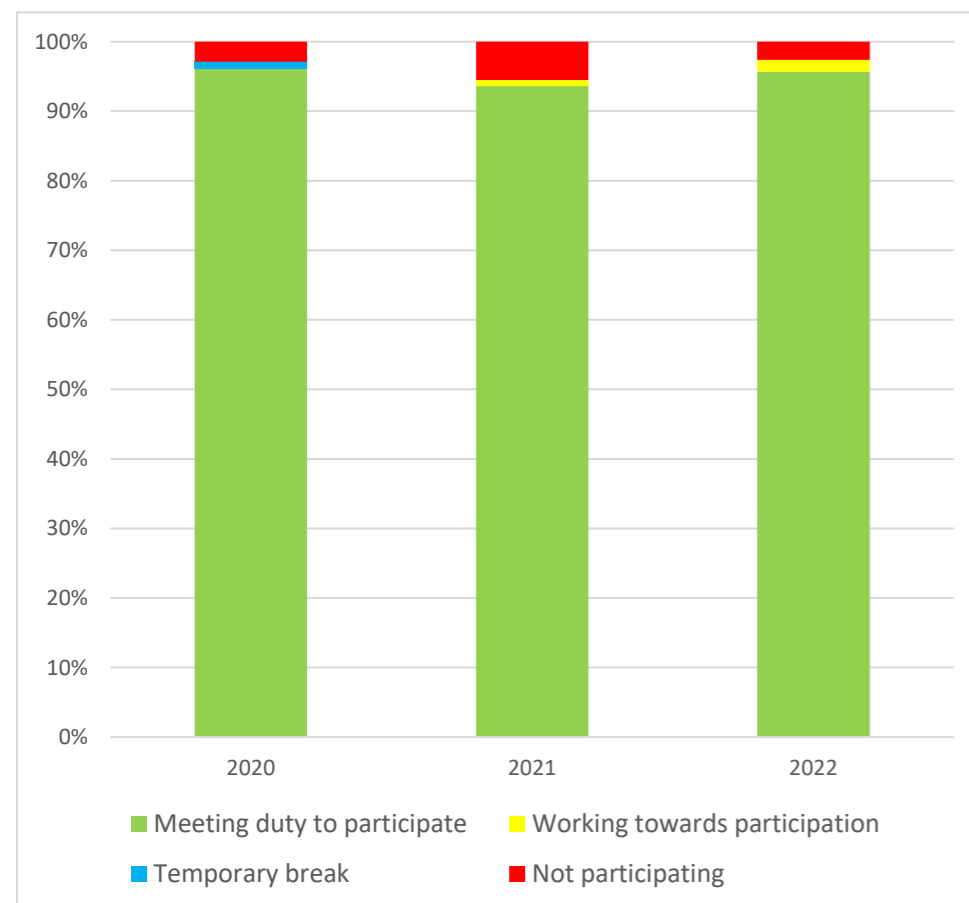
Pupil Activity Survey

Inspira are commissioned by the Local Authority to collate information of where each student from our previous year 11 cohort is attending on 1st November. This is called the Activity Survey, and it shows the post-16 routes of our most recent year 11 cohorts. This provides timely information and data in order to track students annually.

Please see below for further information regarding the destinations of our year 11 students over the last three years:

Three-year trends

	Meeting duty to participate							Working towards	Temporary break	Not participating						
	Sixth Form	Sixth form college	Further education	Full-time training	Apprenticeships	Employment with training	Total	Working towards participation	Total	Temporary break	Total	Employment without training	Not settled (active in the labour market)	Not settled (not active in the labour market)	Activity not established	Total
Netherhall 2022	36.5	0.00	47.8	1.7	8.8	0.9	95.7	1.7	1.7	0.0	0.0	1.7	0.9	0.00	0.00	2.6
Netherhall 2021	46.4	0.9	40.9	0.00	3.6	1.8	93.6	0.9	0.9	0.0	0.0	3.6	1.8	0.00	0.00	5.5
Netherhall 2020	47.5	0.00	43.6	0.00	5.0	0.0	96.1	0.0	0.0	1.0	1.0	1.0	1.9	0.00	0.00	2.9



	2020			2021			2022	
	Netherhall	National	County	Netherhall	National	County	Netherhall	County
Meeting duty to participate	97.1	91.1	95.7	93.6	90.5	95.5	95.7	94.9
Not participating (NEET or employment)	2.9	4.0	3.9	5.5	5.0	3.9	2.6	4.1

The data shows that an increased proportion of students chose to attend further education and apprenticeships from the 2022 cohort than the previous year. Approximately 9% of our students choose to enter apprenticeships post-16. The proportion of students moving into apprenticeships had more than doubled compared to the previous year.

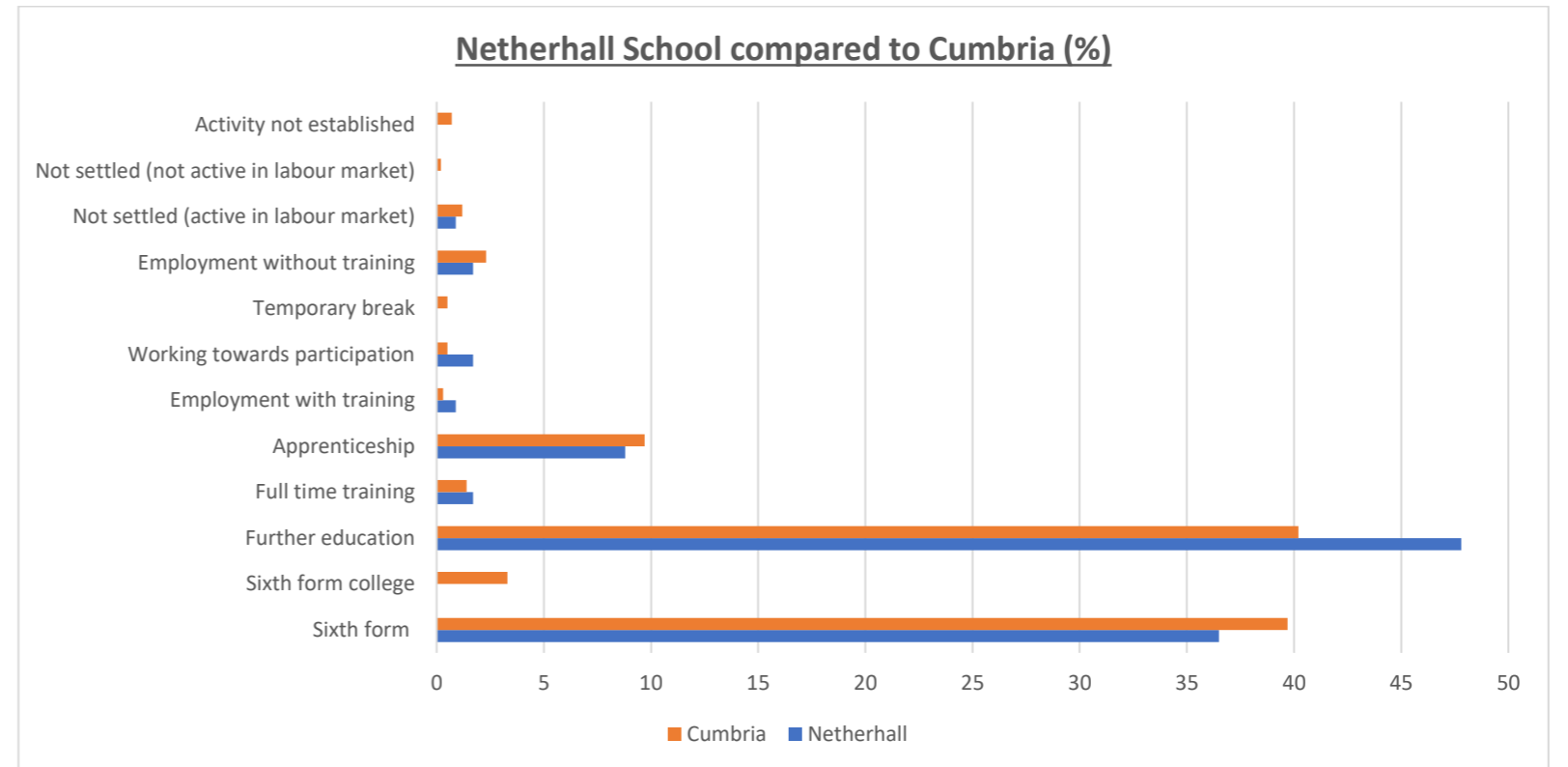
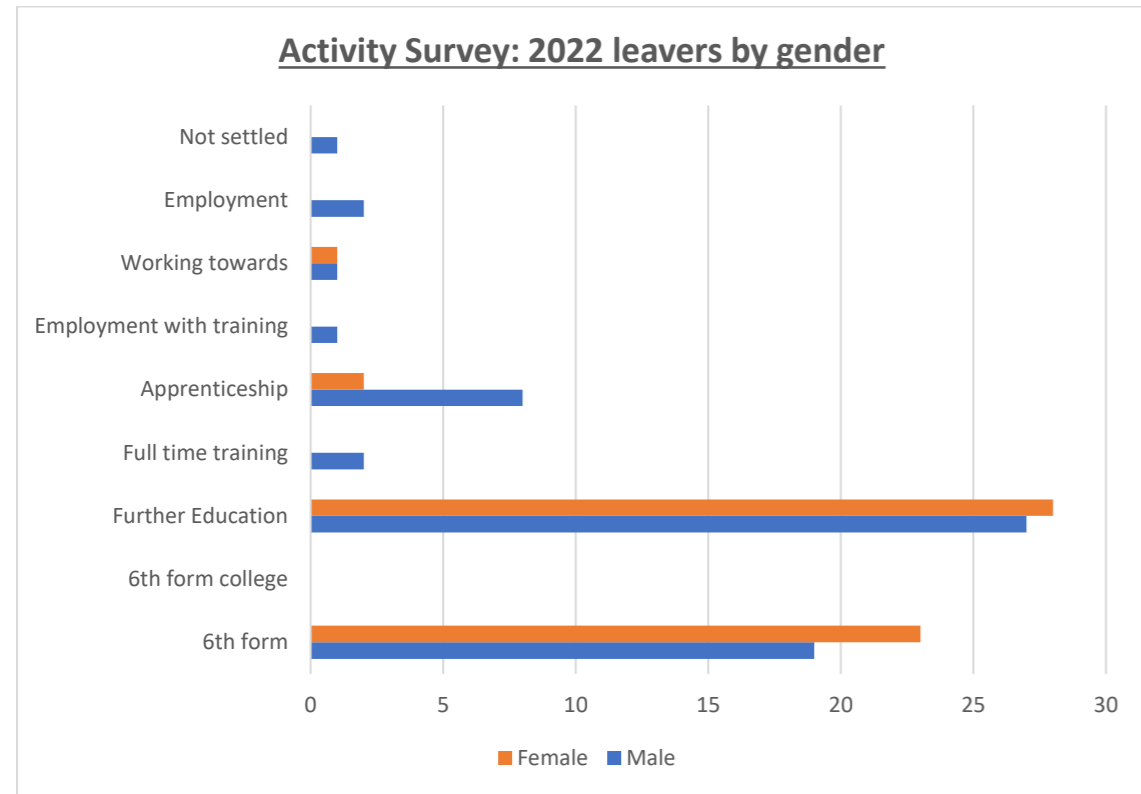
The data also shows that as a school we have a higher rate of students participating when compared to the national figure and Cumbria. We also have a lower proportion of NEETs students compared to Cumbria.

After a higher proportion of students not participating within education, employment or training from Netherhall School in 2021, this has decreased to lower than pre-2020 levels and is significantly below the Cumbria figure for 2022.

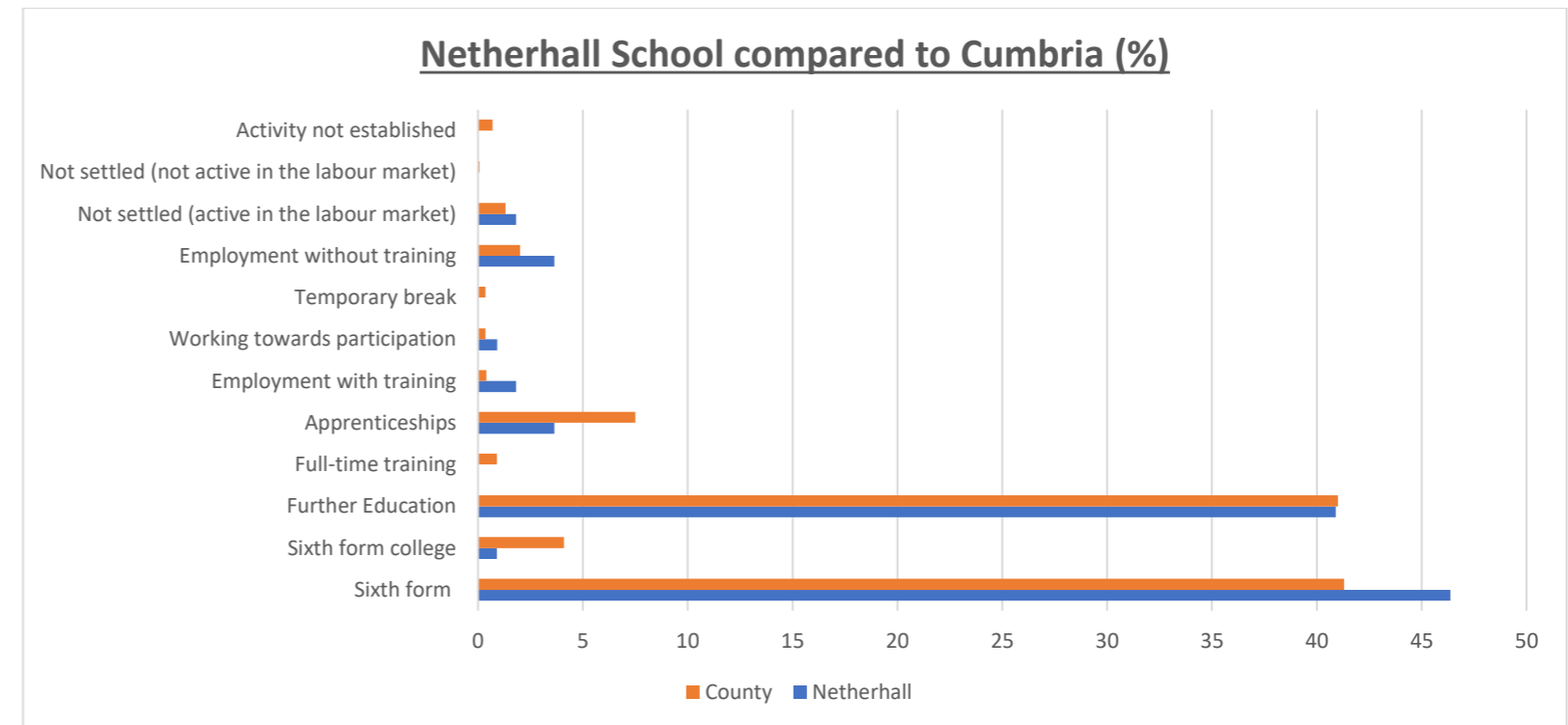
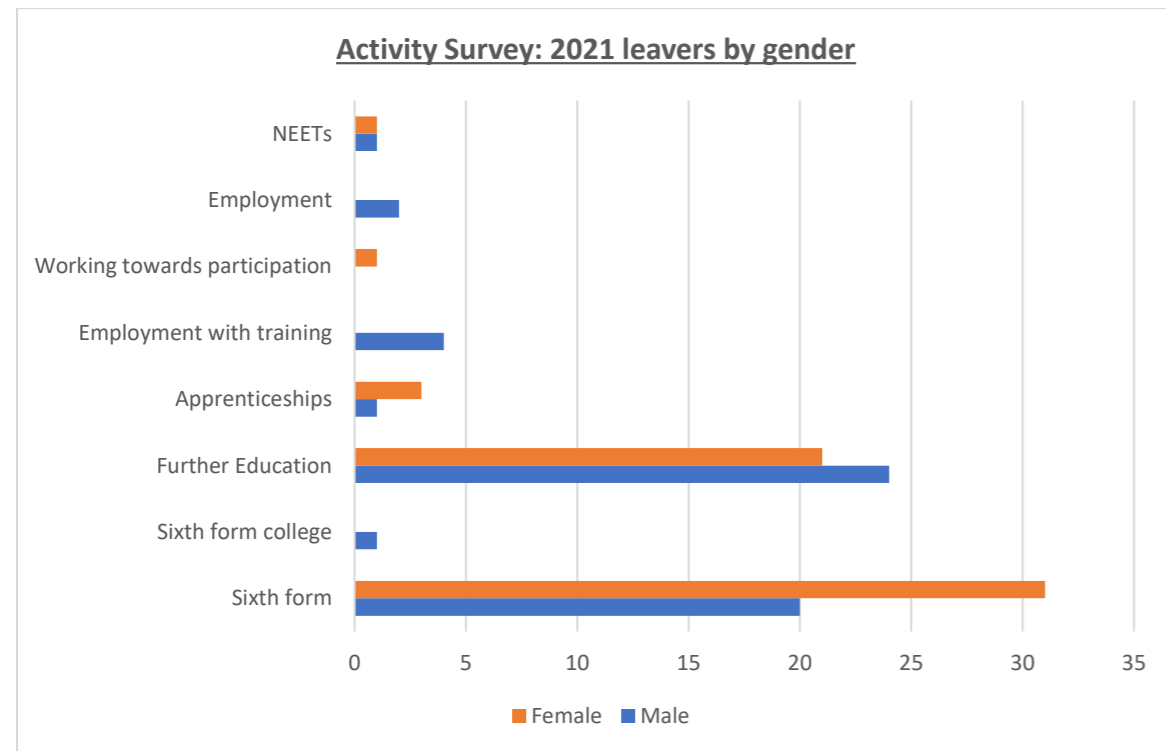
All three SEND EHCP students from this cohort are meeting the duty to participate and attending further education.

National data to 2021 (as at Feb 2022) can be found at: <https://explore-education-statistics.service.gov.uk/data-tables/permalink/21393eb5-696a-4679-bdd5-c80f916ad7a2>.

2022 Leavers – Activity Survey



2021 Leavers - Activity Survey



2020 Leavers - Activity Survey

